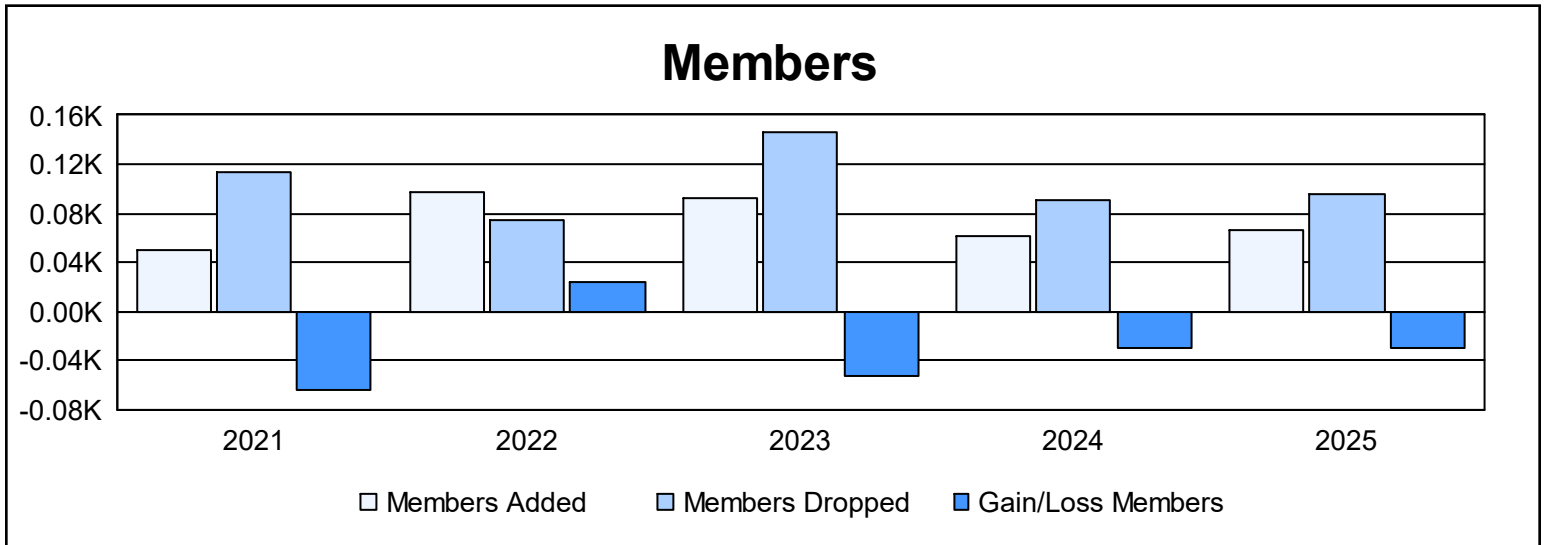
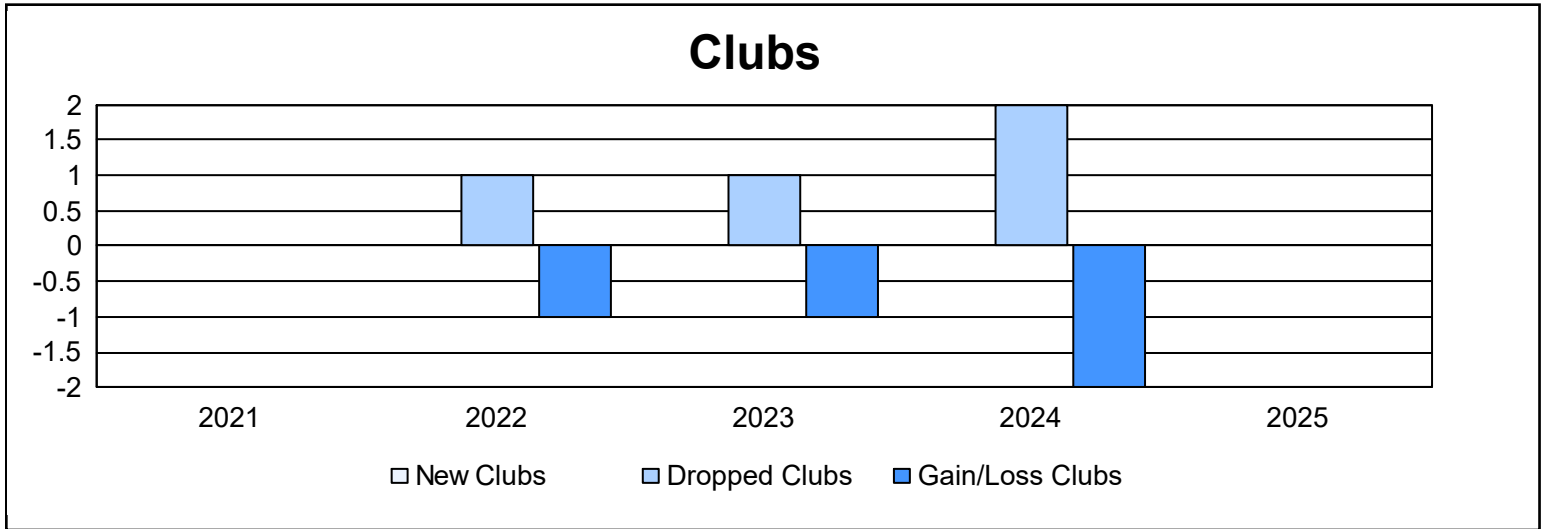
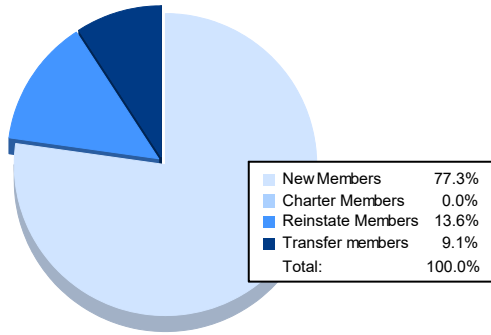


Year	New Clubs	Dropped Clubs	Gain/ Loss Clubs	New Members	Charter Members	Reinstate Members	Transfer Members	Total Member Added	Total Members Dropped	Gain/ Loss Members
2020-2021	0	0	0	49	0	0	1	50	114	-64
2021-2022	0	1	-1	93	0	3	2	98	74	24
2022-2023	0	1	-1	76	0	8	9	93	146	-53
2023-2024	0	2	-2	57	0	3	2	62	91	-29
2024-2025				51	0	9	6	66	95	-29
<b>Average</b>	<b>0</b>	<b>1</b>	<b>-1</b>	<b>65</b>	<b>0</b>	<b>5</b>	<b>4</b>	<b>74</b>	<b>104</b>	<b>-30</b>



### Membership Composition June 2025 Cumulative



### Gender Composition June 2025 Cumulative

